

OTHELLO FOOD BANK Survey Responses




63% were unemployed
27% were employed



90% of respondents from **98815**



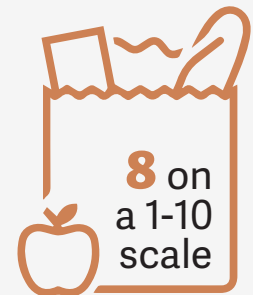
average household size = **5** members




63% preferred **gift cards**
23% preferred **food bags**
14% did not disclose



Average amount of money needed to feed the household for a week



How helpful gift cards were in providing food to their household this summer

- 
- *The gift cards were very good.*
 - *They helped a lot.*
 - *They were wonderful, thank you.*
 - *They were nice because sometimes you have to buy other things, like household items.*
 - *I can buy what I need.*
 - *The grocery store has good vegetables.*